Antibodies

Data Sheet

L-KYNURENIC ACID

ANTIBODY, POLYCLONAL

Catalog no.: A 2105.1 / A 2105.2

Immunogen: L-Kynurenic Acid KLH-conjugated

Synonyms: KynA, 4-hydroxyquinoline-2-carboxylic acid, kinurenic acid, kynuronic acid, quinurenic acid, transtorine

Reference no.: CAS 492-27-3

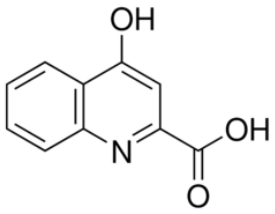

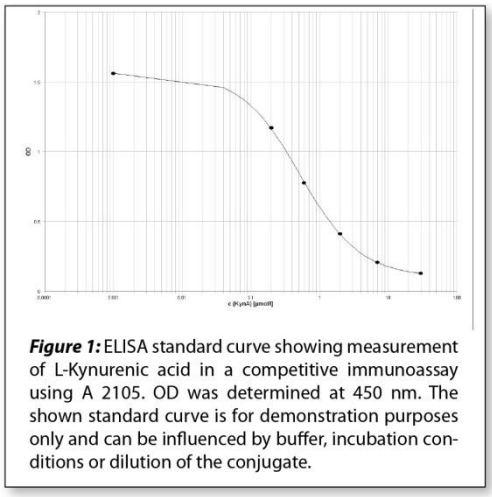

Figure 1: ELISA standard curve showing measurement of L-Kynurenic acid in a competitive immunoassay using A 2105. OD was determined at 450 nm. The shown standard curve is for demonstration purposes only and can be influenced by buffer, incubation conditions or dilution of the conjugate.

Host: Rabbit

Matrix: Serum

Specificity: L-Kynurenic acid

Cross reactivity obtained with 3-hydroxy-kynurenine, L-tryptophane, or L-kynurenine was less than 0.2%.

There was no cross reactivity obtained with indole-3-acetic acid (IAA), serotonin, or quinoline

Contents: 20 µl / 100 µl (lyophilized)

Resuspend in 20 µl / 100 µl aqua bidest.

Known applications: ELISA (1:8000)

This antibody has not been tested for use in all applications. This does not necessarily exclude its use in non-tested procedures. The stated dilutions are recommendations only. End users should determine optimal dilutions in their system using appropriate negative/positive controls.

Store at: 2-8 °C (lyophilized); - 20 °C (dissolved)

Repeated thawing and freezing must be avoided

Last updated on: 21 July 2016

Immundiagnostik AG
Stubenwald-Allee 8a · 64625 Bensheim · Germany
Phone: +49 (0) 62 51/70 19 00 · Fax: +49 (0) 62 51/84 94 30 · info@immundiagnostik.com · www.immundiagnostik.com

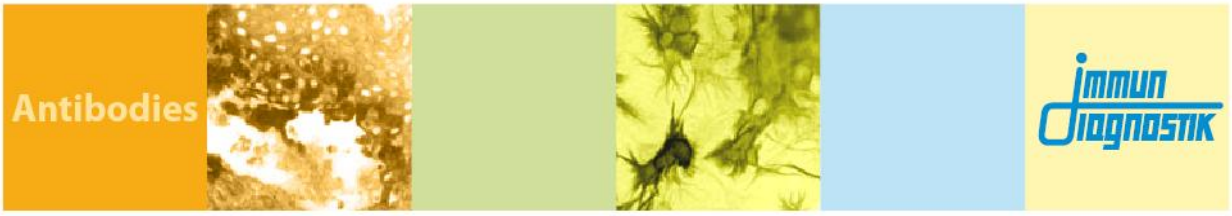

For research use only

Publishing research using A 2105? Please let us know so that we can cite your publication as a reference.

Immundiagnostik AG
Stubenwald-Allee 8a · 64625 Bensheim · Germany
Phone: +49 (0) 62 51/70 19 00 · Fax: +49 (0) 62 51/84 94 30 · info@immundiagnostik.com · www.immundiagnostik.com